



Profile

- Easy adhesive mounting, self-assembly possible
- Reels up to 100 m available
- Linearity deviation up to $\pm 20 \mu\text{m}$



Mechanical data

| Feature | Technical data | Additional information |
|----------------|---------------------------|------------------------------|
| Material | rustproof stainless steel | Cover strip |
| Band width | 10 mm | |
| Band thickness | 1.4 mm | without cover strip |
| Mounting type | adhesive connection | double-sided tape premounted |
| Accuracy class | 20 μm | |

■ Dimensions

| Reference points [m] | |
|----------------------|--------------------------------|
| Fixed distance X | 0.05 |
| Periodic P | 0.06, 0.2 |
| Onetime E | 0.05, 0.1, 0.16, 0.2, 0.5, 0.8 |

System data

| Feature | Technical data | Additional information |
|---------------------|---|------------------------|
| Pole length | 2 mm | |
| Linearity deviation | $\pm 20 \mu\text{m}$ at $T_U = 20^\circ \text{C}$ | |
| Measuring range | ∞ | |

Ambient conditions

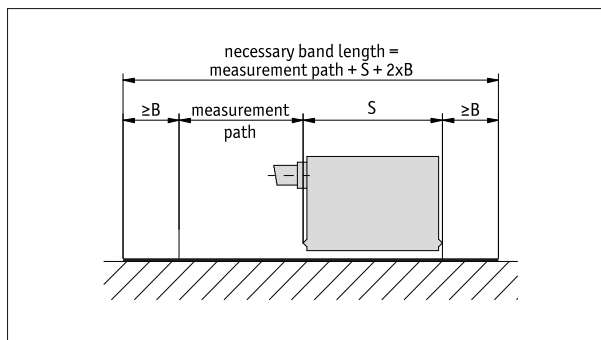
| Feature | Technical data | Additional information |
|-----------------------|--------------------------------------|-------------------------|
| Ambient temperature | -20 ... 100 $^\circ\text{C}$ | |
| Storage temperature | -40 ... 100 $^\circ\text{C}$ | |
| Expansion coefficient | $(11 \pm 1) \times 10^{-6}/\text{K}$ | spring steel |
| Relative humidity | 100 % | condensation admissible |

Order

■ Ordering information

The necessary tape length is calculated from:
 Measured distance + sensor length "S" + (2 x forerun or overrun
 "B", resp.).

| | |
|----------|------------------------------------|
| S | see the drawing of the sensor used |
| B | 10 mm (forerun and overrun) |



Symbolic representation

■ Ordering table

| Feature | Ordering data | Specification | Additional information |
|-------------------------------|----------------------|---|--|
| Configured length | A Länge | 0 ... 100 m, in steps of 0.01 m | "ordering detail, see ""Ordering information""" |
| tapewidth | B 10 5 | 10 mm 5 mm | |
| material carrier tape | C St VA | steel stainless steel | |
| adhesive carrier tape | D TM T0 | with without | |
| Cover strip | E AM A0 | with without | |
| reference point | F 0 E P | without one-time periodic | optional with flexible reference mark, see accessories |
| Position of reference point E | G wo ... | without 0.05, 0.1, 0.16, 0.2, 0.5, 0.8 in m others on request | indicate only if reference point E is chosen, ≤5.0 m |
| Position of reference point P | H wo ... | without 0.06, 0.2 in m others on request | indicate only if reference point P is chosen |

■ Order key



| | |
|--|---|
| | Scope of delivery: MB200/1 |
| | Accessories you can find: Installation tool ZB3054 Profile rail PS Profile rail PS1, PPS1 Protective band SB Flexible reference mark www.siko-global.com www.siko-global.com www.siko-global.com www.siko-global.com Order key 88678 |